



 Seneca Park Zoo

# Field Trip Guide for Teachers



Photos by Elesia Kim



Cathy Stolz

Field trips to Seneca Park Zoo offer a unique learning environment for both students and teachers. Think of the Zoo as your outdoor classroom, a place where students can engage in authentic learning as they connect with wildlife. This field trip guide will help you plan for your Zoo visit so that everyone can have a great experience.

---

## Table of Contents

Registering your Field Trip .....	3
Pricing, Billing, and Payment .....	4
Zoo Etiquette .....	5
What to Expect When Arriving at the Zoo .....	6
Zoo Facilities .....	7
Procedures for Bus Departures .....	8
Making the Most of your Field Trip .....	9

To qualify for Seneca Park Zoo's discounted school rate, your visit must be registered at least two weeks in advance. School rates are available for UPK through 12th grade classrooms. **You can register your trip at [senecaparkzoo.org/field-trips](https://senecaparkzoo.org/field-trips).**

When completing the online field trip registration form, you will be required to enter at least two dates of choice in case we are unable to accommodate your first-choice date. This may occur because the Zoo has maximum attendance caps to ensure a quality experience for all guests. Please note that Thursdays and Fridays are the most popular days for field trips and get booked quickly.

In addition to providing a chosen date for your visit, you will be asked to enter the time you will be arriving at the Zoo, which helps us to prepare for arrivals. Please note that Seneca Park Zoo opens at 10:00 a.m. All of the information that you provide will assist us in preparing for your visit. Providing accurate details, including total expected attendance counts, will help to expedite your entry into the Zoo. If you will be using prepaid passes, you can note this in the comments section but make sure to include all students and adults in your counts.

After submitting your field trip request, you will receive an initial confirmation email within five business days. Messages will come from [education@senecazoo.org](mailto:education@senecazoo.org), and you may want to check a spam or junk folder. If you do not receive a confirmation after five business days, please contact the Zoo at [education@senecazoo.org](mailto:education@senecazoo.org) or 585.336.7213.

A second email will be sent two weeks prior to your visit. **If any details of your reservation have changed and require updating, you have until one week prior to your visit to report the changes.** This email represents the final confirmation and will include a check-in slip, which should be completed and brought to the Zoo on the day of your field trip, and chaperone passes.

**Chaperone passes** are used to indicate which parents/guardians are designated as free chaperones and should be printed and distributed to parent/guardian chaperones prior to arriving at the Zoo. Additional chaperones are charged at the regular admission rate, which can be included with your group's total payment or paid separately by the chaperone.



Elesa Kitz



Kelli O'Brien

## Between April 1 - October 31

- Inside Monroe County: \$5 per student; 1 adult per 5 students is free\*
- Outside Monroe County: \$6 per student; 1 adult per 5 students is free\*

\*Any additional adults are \$12 each.

## Between November 1 - March 31

- Inside Monroe County: \$4 per student; 1 adult per 5 students is free\*\*
- Outside Monroe County: \$5.50 per student; 1 adult per 5 students is free\*\*

\*\*Any additional adults are \$10 each.


Please note that prices are subject to change. You can find current admission rates at [senecaparkzoo.org/field-trips/](http://senecaparkzoo.org/field-trips/).

Field trips can be paid in advance, paid on the day of your visit, or billed following your trip. If you want to be billed, you **must** submit a purchase order to the Zoo prior to your visit. Purchase orders should be sent to Ruth Northrop at [rnorthrop@senecazoo.org](mailto:rnorthrop@senecazoo.org). If we do not receive a purchase order in advance of your visit, Seneca Park Zoo is unable to issue a bill, so you will need to arrive at the Zoo with payment or you will not be permitted to enter.

When you check in at the Zoo, you will be charged for the number of students present if the actual student count is within 10% of your reservation. If the actual student count is more than 110% of your reservation, the additional students beyond your reservation number will be charged General Admission rates.

If the actual student count is less than 90% of your reservation, you will be charged for the full reservation count, and you will receive passes (valid for one year from date of visit) for students not in attendance. No refunds will be issued.


The number of free parent/guardian chaperones is based upon the number of students reserved for the field trip. Any additional chaperones are charged the regular admission rate. This rate will also be charged for any additional passes received beyond the number of free chaperones.



Elesa Kim



Kelli O'Brien



Tim Shank

Seneca Park Zoo asks all guests to please abide by the following etiquette guidelines to ensure a safe and fun experience for everyone.

- **RESPECT** the Animals: The Zoo is the animals' home, and we need to show them respect. Always use quiet voices and do not make animal noises because unfamiliar sounds can be upsetting to the animals. Do not tap on enclosure barriers such as glass or fencing. Do not feed the animals.
- **Be SAFE:** For everyone's safety, do not run or climb on habitat barriers. Keep your group together! If anyone or anything is lost, they will be brought to the Zoo's Front Office.
- **Be COURTEOUS:** Throw away all litter and recycle what you can. Be respectful of other guests at the Zoo.



Wayne Smith

# What to Expect When Arriving at the Zoo 6.




Buses will be greeted by Zoo staff at the front entrance. During our busiest field trip season between mid-May through June, there may be several schools arriving at the same time, so you may need to wait until your bus can be pulled up along the front curb. Our staff works to unload everyone as efficiently as possible and appreciates your patience in this process.

Before arriving at the Zoo, please have one designated representative who will be responsible for checking in your school. This person should have the completed check-in slip, which was distributed with the final confirmation email. He or she will check in your group with the Front Gate and then meet everyone at the designated waiting area. Having your check-in slip and payment organized prior to arrival will help expedite your entry into the Zoo.

A Zoo educator will greet the students and share basic etiquette and instructions before having everyone disembark from the bus. Chaperones should have their passes ready to turn in to the Zoo employee at the gate.

If your group has brought lunches, you will need to bring them into the Zoo with you. They can be left at one of the picnic areas where you can go to eat.

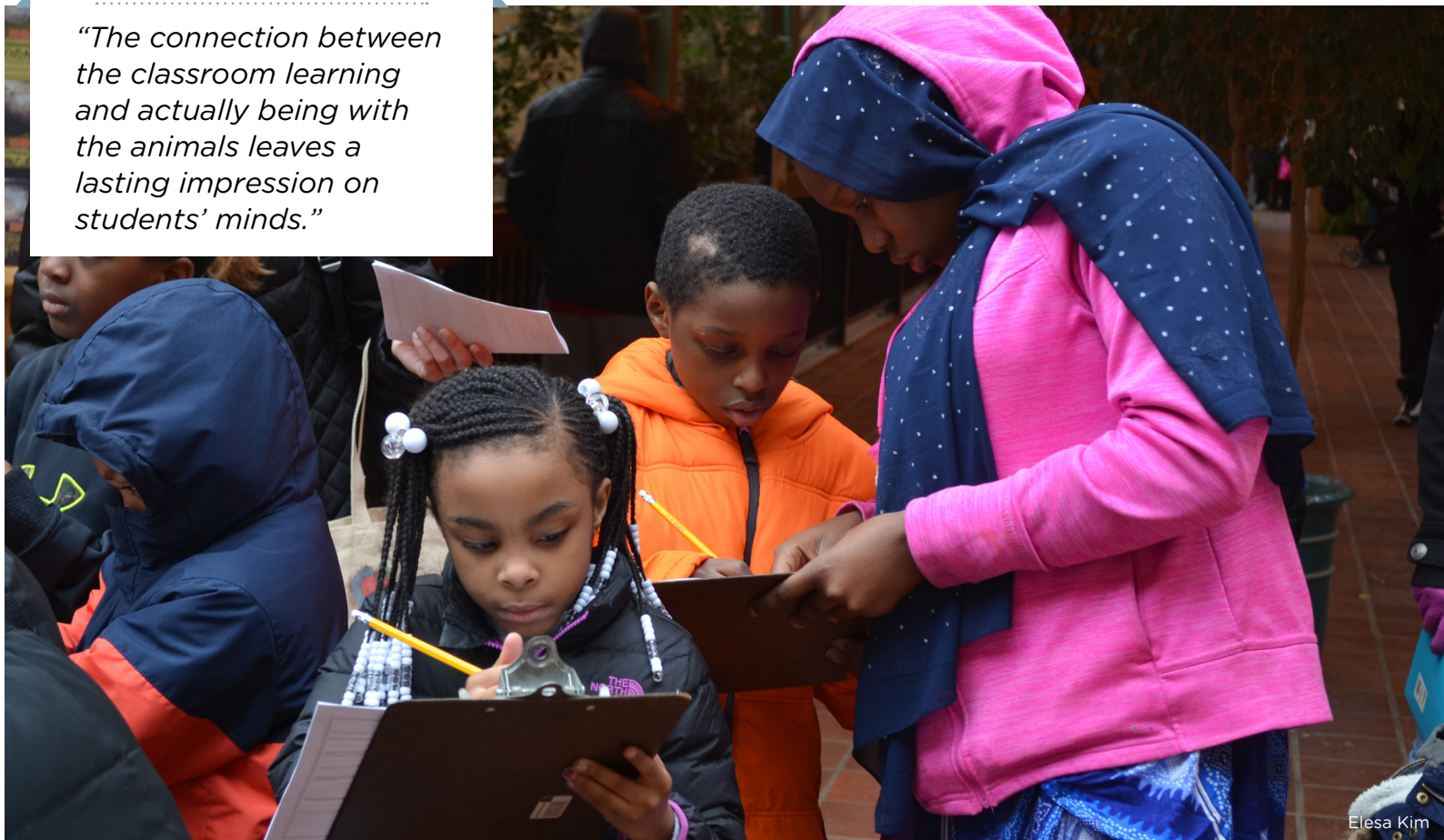
During the busy season, groups will be escorted into the Zoo to a designated waiting area. If you have chaperones arriving and paying separately, they will meet you at this area. This allows groups to organize and chaperones to assemble their students before you begin exploring the Zoo.



*"The students had a great time and the event was very educational."*

Elesa Kim

*“The connection between the classroom learning and actually being with the animals leaves a lasting impression on students’ minds.”*



Elesa Kim

The following information may help as you navigate the Zoo during your field trip. The lost and found and first aid are located in the Front Office, which is located to your left when you enter the Front Gate. If you require first aid and are not near the Front Office, please locate the nearest staff member, who will request first aid assistance.

There are several restrooms located throughout the Zoo at Eagles Landing Café, E.C.O. Center, Center for Biodiversity Exploration, Rocky Coasts Gallery, Crater Canteen, Animals of the Savanna building, and Savanna Outpost.

If you need refreshments during your visit, you can visit Eagles Landing Café, Crater Canteen, or Savanna Outpost, or look for vending machines located throughout the Zoo campus (some locations may have seasonal hours).

If you are bringing lunches into the Zoo, you can find picnic tables located in the tent past the tiger habitat.



Mina Johnson


Seneca Park Zoo has a Zoo Tram that operates seasonally transporting guests from the Front Gate to Animals of the Savanna. When the tram is operating, tickets may be purchased at the Admissions Gate, ZooShop, and Savanna Outpost. Tickets cover one-way travel and are non-refundable, non-transferable, and cannot be reprinted. The cost is \$2 for adult, and \$1 for youth (ages 3-11) or seniors (63+). There are no discounts on tram tickets.

Due to the high volume of visiting groups in May and June, Zoo staff coordinates departures during these months to ensure an orderly and safe end to your Zoo experience. When your group is ready to leave the Zoo, everyone should meet at the designated area inside the Front Gate. Zoo staff will be present to help organize groups.

Once everyone in your group is present, notify one of the Zoo employees, who will relay a message to the bus parking lot to dispatch your bus(es). After your bus has parked at the curb outside the Zoo entrance, your group will be directed by staff to exit through the main gate.

During the rest of the year, you will call your bus to meet you in front of the Zoo once all of your group has assembled. For the safety of your group, you need to wait for your bus(es) inside of the Zoo and exit the Zoo through the main Zoo gate only after your bus has pulled up to the front curb.

*“The information that they gained from the zoo staff was amazing. They were able to answer the kids questions and made the experience FUN!”*







Seneca Park Zoo offers hands-on, inquiry-based programs for grades preschool through high school, so you can turn the Zoo into your outdoor classroom. All Zoo Society STEAM-based education programs also meet New York State and NextGen Science Standards.

Animal Presentations are interactive learning experiences that allow your students to get up close and personal with program animals that are not usually visible to the public. Each experience utilizes animals and animal-related artifacts that complement the program's topic.

Expeditions combine field study and fun as a Zoo educator leads you through a thematic, interactive experience. Expeditions take place in and around the Zoo and bring learning alive.

For more information on these programs visit <https://senecaparkzoo.org/field-trips/>.

If you prefer not to add a Zoo-led program to your visit, you can still ensure that your field trip is an educational experience for your students by creating your own lesson activity or utilizing one of the Seneca Park Zoo created exploration field guide activities, which are available at [senecaparkzoo.org/education/education-resources/](https://senecaparkzoo.org/education/education-resources/).

